

**PART I STATEMENT OF STANDALONE / CONSOLIDATED AUDITED FINANCIAL RESULTS FOR THE QUARTER AND YEAR ENDED 31/03/2016** (₹ in Lakhs)


Particulars (Refer Notes Below)	STANDALONE					CONSOLIDATED	
	3 months ended	Preceding 3 months ended	Corresponding 3 months ended in the previous year	Year to date figures for current period ended	Year to date figures for the previous period ended	Year ended	Year ended
	31/03/2016 (Refer Note No. 8)	31/12/2015 (Unaudited)	31/03/2015 (Refer Note No. 8)	31/03/2016 (Audited)	31/03/2015 (Audited)	31/03/2016 (Audited)	31/03/2015 (Audited)
<b>1 Income from Operations</b>							
a) Net Sales / Income from Operations (Net of Excise Duty)	5,957.28	5,923.87	5,294.66	23,340.62	19,567.08	23,340.62	19,567.08
b) Other Operating Income	3.13	7.28	8.20	12.87	62.48	58.50	108.22
<b>Total Income from Operations (Net)</b>	<b>5,960.41</b>	<b>5,931.15</b>	<b>5,302.86</b>	<b>23,353.49</b>	<b>19,629.56</b>	<b>23,399.12</b>	<b>19,675.30</b>
<b>2 Expenses</b>							
a) Cost of Raw Material Consumed	1,632.15	2,042.64	2,155.30	8,018.88	6,712.99	8,018.88	6,712.99
b) Change in Inventories of Finished Goods	(214.14)	(7.99)	85.68	(38.27)	808.57	(38.27)	808.57
c) Employee Benefits Expense	627.90	482.17	434.47	1,937.42	1,705.81	1,937.42	1,705.81
d) Power	582.05	620.44	632.67	2,433.63	1,961.76	2,433.63	1,961.76
e) Packing and Containers	518.92	536.58	549.33	2,219.81	1,731.48	2,219.81	1,731.48
f) Consumption of Stores and Spares	157.73	58.68	101.18	340.26	509.09	340.26	509.09
g) Freight Outward	572.42	590.76	496.04	2,263.93	1,709.69	2,263.93	1,709.69
h) Depreciation and Amortisation Expense	224.00	227.15	213.58	895.60	721.31	895.60	721.31
i) Other Expenditures	676.68	720.20	671.17	2,589.89	2,296.34	2,590.64	2,297.34
<b>Total Expenses</b>	<b>4,777.71</b>	<b>5,270.63</b>	<b>5,339.42</b>	<b>20,661.15</b>	<b>18,157.04</b>	<b>20,661.90</b>	<b>18,158.04</b>
<b>3 Profit / (Loss) from Operations before Other Income, Finance Costs and Exceptional Item (1- 2)</b>	<b>1,182.70</b>	<b>660.52</b>	<b>(36.56)</b>	<b>2,692.34</b>	<b>1,472.52</b>	<b>2,737.22</b>	<b>1,517.26</b>
<b>4 Other Income</b>	<b>179.54</b>	<b>217.93</b>	<b>215.29</b>	<b>807.74</b>	<b>636.58</b>	<b>811.99</b>	<b>636.68</b>
<b>5 Profit from ordinary activities before Finance Costs and Exceptional Items (3+4)</b>	<b>1,362.24</b>	<b>878.45</b>	<b>178.73</b>	<b>3,500.08</b>	<b>2,109.10</b>	<b>3,549.21</b>	<b>2,153.94</b>
<b>6 Finance Costs</b>	<b>101.46</b>	<b>123.78</b>	<b>172.33</b>	<b>538.50</b>	<b>468.40</b>	<b>538.50</b>	<b>468.40</b>
<b>7 Profit from ordinary activities after finance costs but before exceptional items (5-6)</b>	<b>1,260.78</b>	<b>754.67</b>	<b>6.40</b>	<b>2,961.58</b>	<b>1,640.70</b>	<b>3,010.71</b>	<b>1,685.54</b>
<b>8 Exceptional Item (Refer Note No. 5 below)</b>	<b>91.53</b>	<b>-</b>	<b>-</b>	<b>91.53</b>	<b>-</b>	<b>91.53</b>	<b>-</b>
<b>9 Profit from ordinary activities before Tax (7-8)</b>	<b>1,169.25</b>	<b>754.67</b>	<b>6.40</b>	<b>2,870.05</b>	<b>1,640.70</b>	<b>2,919.18</b>	<b>1,685.54</b>
<b>10 Tax Expenses</b>	<b>464.97</b>	<b>268.00</b>	<b>466.13</b>	<b>1,072.97</b>	<b>1,017.21</b>	<b>1,074.29</b>	<b>1,018.01</b>
<b>11 Net Profit / (Loss) from ordinary activities after tax (9-10)</b>	<b>704.28</b>	<b>486.67</b>	<b>(459.73)</b>	<b>1,797.08</b>	<b>623.49</b>	<b>1,844.89</b>	<b>667.53</b>
<b>12 Extraordinary Items (net of tax expenses)</b>	<b>-</b>	<b>-</b>	<b>-</b>	<b>-</b>	<b>-</b>	<b>-</b>	<b>-</b>
<b>13 Profit / (Loss) for the period after tax (11-12)</b>	<b>704.28</b>	<b>486.67</b>	<b>(459.73)</b>	<b>1,797.08</b>	<b>623.49</b>	<b>1,844.89</b>	<b>667.53</b>
<b>14 Paid-up Equity Share Capital (Face value per equity share of ₹ 10 each)</b>	<b>574.70</b>	<b>574.70</b>	<b>574.70</b>	<b>574.70</b>	<b>574.70</b>	<b>574.70</b>	<b>574.70</b>
<b>15 Reserves (excluding Revaluation Reserve as per balance sheet of previous accounting year)</b>				<b>21,425.06</b>	<b>20,319.68</b>	<b>21,824.84</b>	<b>20,671.65</b>
<b>16. i Earnings per Share (before extraordinary items) (₹) (Non Annualised) (For the year end - Annualised)</b>							
(a) Basic	12.25	8.47	(8.01)	31.27	10.85	32.10	11.62
(b) Diluted	12.25	8.47	(8.01)	31.27	10.85	32.10	11.62
<b>16. ii Earnings per Share (after extraordinary items) (₹) (Non Annualised) (For the year end - Annualised)</b>							
(a) Basic	12.25	8.47	(8.01)	31.27	10.85	32.10	11.62
(b) Diluted	12.25	8.47	(8.01)	31.27	10.85	32.10	11.62

See accompanying notes to the financial results

**Notes:-**

- The Statement of Assets and Liabilities are given in the Annexure.
- The operating profit for the year under review is not comparable to the corresponding previous year, as the plant was shut down for a period of 62 days during the previous year.
- In the context of the Accounting Standard on Segment Reporting (AS-17), Peroxygen business is the only reportable business segment.
- The above results were reviewed by the Audit Committee of the Board and were thereafter approved and taken on record by the Board of Directors at its meeting held on 26/05/2016.
- Exceptional expenses of Rs.91.53 lakhs is on account of provision for expected loss on reduction in net realisable value of capital work in progress.
- The above consolidated financial results include the results of its subsidiary Naperol Investments Limited as on 31/03/2016.
- The Board of Directors has recommended a dividend of ₹ 10 per equity share of ₹ 10/- each (Previous Year : ₹ 5 per share).
- The figures of the last quarter (standalone) are the balancing figures between the audited figures in respect of the full financial year and the published year to date figures upto the third quarter of the respective financial year.
- The figures for the previous periods/year have been regrouped, wherever necessary, to conform to the classifications of the current year.

Place : Mumbai  
Date : 26/05/2016

For National Peroxide Limited  
  
(S.R. Lohokare)  
Managing Director  
DIN : 00254816

## NATIONAL PEROXIDE LIMITED

Registered Office : Neville House, J. N. Heredia Marg, Ballard Estate, Mumbai - 400 001

Tel No: (022) 66620000, Fax No: (022) 66193421

CIN No: L24299MH1954PLC009254


Website: www.naperol.com, E-mail: secretarial@naperol.com

## STATEMENT OF ASSETS AND LIABILITIES

(₹ in Lakhs)

	STANDALONE		CONSOLIDATED	
	As at (Current Year end) 31/03/2016	As at (Previous Year end) 31/03/2015	As at (Current Year end) 31/03/2016	As at (Previous Year end) 31/03/2015
<b>(A) EQUITY AND LIABILITIES :</b>				
<b>1 SHAREHOLDERS' FUNDS</b>				
(a) Share Capital.....	574.70	574.70	574.70	574.70
(b) Reserves and Surplus.....	21,425.06	20,319.68	21,824.84	20,671.65
<b>Sub-total - Shareholders' Funds</b>	<b>21,999.76</b>	<b>20,894.38</b>	<b>22,399.54</b>	<b>21,246.35</b>
<b>2 NON-CURRENT LIABILITIES</b>				
(a) Long-Term Borrowings.....	1,000.00	3,000.00	1,000.00	3,000.00
(b) Deferred Tax Liabilities (Net).....	2,946.19	2,750.16	2,946.19	2,750.16
(c) Long-Term Provisions.....	199.04	154.58	199.04	154.58
<b>Sub-total - Non-Current Liabilities</b>	<b>4,145.23</b>	<b>5,904.74</b>	<b>4,145.23</b>	<b>5,904.74</b>
<b>3 CURRENT LIABILITIES</b>				
(a) Short-Term Borrowings.....	33.10	2,299.44	33.10	2,299.44
(b) Trade Payables.....				
(i) Total outstanding dues of micro enterprises & small enterprises	0.06	0.06	0.06	0.06
(ii) Total outstanding dues of other than micro enterprises & small enterprises	1,805.50	2,519.27	1,806.03	2,519.80
(c) Other Current Liabilities.....	2,221.25	2,359.09	2,221.25	2,359.09
(d) Short-Term Provisions.....	824.60	434.19	825.80	434.48
<b>Sub-total - Current Liabilities</b>	<b>4,884.51</b>	<b>7,612.05</b>	<b>4,886.24</b>	<b>7,612.87</b>
<b>TOTAL - EQUITY AND LIABILITIES</b>	<b>31,029.50</b>	<b>34,411.17</b>	<b>31,431.01</b>	<b>34,763.96</b>
<b>(B) ASSETS :</b>				
<b>1 NON-CURRENT ASSETS</b>				
(a) Fixed Assets.....				
(i) Tangible Assets.....	17,966.89	18,736.54	17,966.89	18,736.54
(ii) Capital Work-in-Progress.....	308.89	397.94	308.89	397.94
(b) Non-current Investments.....	127.33	127.33	433.29	433.29
(c) Long-Term Loans and Advances.....	637.96	867.11	637.96	867.11
<b>Sub-total - Non-Current Assets</b>	<b>19,041.07</b>	<b>20,128.92</b>	<b>19,347.03</b>	<b>20,434.88</b>
<b>2 CURRENT ASSETS</b>				
(a) Current Investments.....	578.44	831.26	578.44	831.26
(b) Inventories.....	1,411.05	1,600.03	1,411.05	1,600.03
(c) Trade Receivables.....	3,266.01	3,716.33	3,266.01	3,716.33
(d) Cash and Cash Equivalent.....	71.43	77.46	165.53	124.16
(e) Short-Term Loans and Advances.....	6,645.29	8,039.17	6,645.29	8,039.20
(f) Other Current Assets.....	16.21	18.00	17.66	18.10
<b>Sub-total - Current Assets</b>	<b>11,988.43</b>	<b>14,282.25</b>	<b>12,083.98</b>	<b>14,329.08</b>
<b>TOTAL - ASSETS</b>	<b>31,029.50</b>	<b>34,411.17</b>	<b>31,431.01</b>	<b>34,763.96</b>

For National Peroxide Limited


Place : Mumbai  
Date : 26/05/2016(S.R. Lohokare)  
Managing Director  
DIN : 00254816

# **S.B. Billimoria & Co.**

Chartered Accountants  
12, Dr. Annie Besant Road  
Opp. Shiv Sagar Estate  
Worli, Mumbai - 400 018  
India

Tel: +91 (022) 6607 1000  
Fax: +91 (022) 6607 1001

## **INDEPENDENT AUDITOR'S REPORT TO THE BOARD OF DIRECTORS OF NATIONAL PEROXIDE LIMITED**


1. We have audited the accompanying Statement of Standalone Financial Results of **NATIONAL PEROXIDE LIMITED** ("the Company") for the year ended 31/03/2016 ("the Statement"), being submitted by the Company pursuant to the requirement of Regulation 33 of the SEBI (Listing Obligations and Disclosure Requirements) Regulations, 2015. This Statement, which is the responsibility of the Company's Management and approved by the Board of Directors, has been prepared on the basis of the related financial statements which is in accordance with the Accounting Standards prescribed under Section 133 of the Companies Act, 2013, as applicable, and other accounting principles generally accepted in India. Our responsibility is to express an opinion on the Statement.
2. We conducted our audit in accordance with the Standards on Auditing issued by the Institute of Chartered Accountants of India. Those Standards require that we comply with ethical requirements and plan and perform the audit to obtain reasonable assurance about whether the Statement is free from material misstatement.

An audit involves performing procedures to obtain audit evidence about the amounts and the disclosures in the Statement. The procedures selected depend on the auditor's judgment, including the assessment of the risks of material misstatement of the Statement, whether due to fraud or error. In making those risk assessments, the auditor considers internal control relevant to the Company's preparation and fair presentation of the Statement in order to design audit procedures that are appropriate in the circumstances, but not for the purpose of expressing an opinion on the effectiveness of the Company's internal control. An audit also includes evaluating the appropriateness of the accounting policies used and the reasonableness of the accounting estimates made by the Management, as well as evaluating the overall presentation of the Statement.

We believe that the audit evidence we have obtained is sufficient and appropriate to provide a basis for our audit opinion.

3. In our opinion and to the best of our information and according to the explanations given to us, the Statement:
  - (i) is presented in accordance with the requirements of Regulation 33 of the SEBI (Listing Obligations and Disclosure Requirements) Regulations, 2015; and
  - (ii) gives a true and fair view in conformity with the aforesaid Accounting Standards and other accounting principles generally accepted in India of the net profit and other financial information of the Company for the year ended 31/03/2016.
4. The Statement includes the results for the Quarter ended 31/03/2016 being the balancing figure between audited figures in respect of the full financial year and the published year to date figures up to the third quarter of the current financial year which were subject to limited review by us.

**For S. B. BILLIMORIA & CO.**  
Chartered Accountants  
(Firm's Registration No. 101496W)



**Joe Pretto**  
Partner

Membership No. 077491

MUMBAI, 26<sup>th</sup> May, 2016

## INDEPENDENT AUDITOR'S REPORT TO THE BOARD OF DIRECTORS OF NATIONAL PEROXIDE LIMITED

1. We have audited the accompanying Statement of Consolidated Financial Results of **NATIONAL PEROXIDE LIMITED** ("the Holding Company") and its subsidiary (the Holding Company and its subsidiary together referred to as "the Group"), for the year ended 31/03/2016 ("the Statement"), being submitted by the Holding Company pursuant to the requirement of Regulation 33 of the SEBI (Listing Obligations and Disclosure Requirements) Regulations, 2015. This Statement, which is the responsibility of the Holding Company's Management and approved by the Board of Directors, has been prepared on the basis of the related consolidated financial statements which is in accordance with the Accounting Standards, prescribed under Section 133 of the Companies Act, 2013, as applicable, and other accounting principles generally accepted in India. Our responsibility is to express an opinion on the Statement.

2. We conducted our audit in accordance with the Standards on Auditing issued by the Institute of Chartered Accountants of India. Those Standards require that we comply with ethical requirements and plan and perform the audit to obtain reasonable assurance about whether the Statement is free from material misstatement.

An audit involves performing procedures to obtain audit evidence about the amounts and the disclosures in the Statement. The procedures selected depend on the auditor's judgment, including the assessment of the risks of material misstatement of the Statement, whether due to fraud or error. In making those risk assessments, the auditor considers internal control relevant to the Holding Company's preparation and fair presentation of the Statement in order to design audit procedures that are appropriate in the circumstances, but not for the purpose of expressing an opinion on the effectiveness of the Holding Company's internal control. An audit also includes evaluating the appropriateness of the accounting policies used and the reasonableness of the accounting estimates made by the Management, as well as evaluating the overall presentation of the Statement.


We believe that the audit evidence we have obtained is sufficient and appropriate to provide a basis for our audit opinion.

3. We did not audit the financial statements of one subsidiary, whose financial statements reflect total assets of ₹ 427.01 lakhs as at 31/03/2016, total revenues of ₹ 49.88 lakhs for the year ended 31/03/2016, and total profit after tax of ₹ 47.81 lakhs for the year ended 31/03/2016, as considered in the consolidated financial results. These financial statements have been audited by other auditor whose report have been furnished to us by the Management and our opinion on the Statement, in so far as it relates to the amounts and disclosures included in respect of these subsidiaries, is based solely on the report of the other auditor.





4. In our opinion and to the best of our information and according to the explanations given to us, and based on the consideration of the report of the other auditor referred to in paragraph 3 above, the Statement:

- a. includes the results of the entity listed in Note 6 to the Statement.
- b. is presented in accordance with the requirements of Regulation 33 of the SEBI (Listing Obligations and Disclosure Requirements) Regulations, 2015; and
- c. gives a true and fair view in conformity with the aforesaid Accounting Standards and other accounting principles generally accepted in India of the consolidated net profit and other financial information of the Group for the year ended 31/03/2016.




For **S. B. BILLIMORIA & CO.**  
Chartered Accountants  
(Firm's Registration No. 101496W)

  
**Joe Pretto**  
Partner  
Membership No. 077491

**Form A as per Regulation 33 (3) (d) of the SEBI (Listing Obligations & Disclosure Requirements) Regulations, 2015**

1	Name of the Company	National Peroxide Limited
2	Annual Standalone Financial Statements for the year ended	31 <sup>st</sup> March, 2016
3	Type of Audit Observation	Unmodified
4	Frequency of Observation	Not Applicable
5	To be signed by- • Mr. S. R. Lohokare Managing Director	
	• Mr. Sunil Londhe Chief Financial Officer	
	• Mr. Joe Preto Partner S. B. Billimoria & Co., Firm's Registration No. 101496W Membership No. 077491	
	• Mr. N. P. Ghanekar Chairman, Audit Committee	

**Form A as per Regulation 33 (3) (d) of the SEBI (Listing Obligations & Disclosure Requirements) Regulations, 2015**

1	Name of the Company	National Peroxide Limited
2	Annual Consolidated Financial Statements for the year ended	31 <sup>st</sup> March, 2016
3	Type of Audit Observation	Unmodified
4	Frequency of Observation	Not Applicable
5	To be signed by- <ul style="list-style-type: none"> <li>• Mr. S. R. Lohokare Managing Director</li> </ul>	
	<ul style="list-style-type: none"> <li>• Mr. Sunil Londhe Chief Financial Officer</li> </ul>	
	<ul style="list-style-type: none"> <li>• Mr. Joe Pretto Partner S. B. Billimoria &amp; Co., Firm's Registration No. 101496W Membership No. 077491</li> </ul>	
	<ul style="list-style-type: none"> <li>• Mr. N. P. Ghanekar Chairman, Audit Committee</li> </ul>	